

BALTOSPOT GFC165



High voltage range:	50 to 160kV
Tube current range:	1 to 5 mA
Beam angle:	360° x 40°
Inherent Filtration (mm):	7 Al
Anode cooling type:	Air
Duty cycle:	100%**
Insulation:	SF6 gas
Mains:	180 - 260V
Temp. switch:	70°C
Weight (without rings):	12,3 kg
Tubehead:	Glass
Control Unit:	CF2000 or Hand-X

MAIN FEATURES

- High frequency
- Air cooled
- Panoramic tubehead
- Unique energy recovery module
- Rugged and light control unit
- Safety first, x-ray start with 2 buttons
- Full automatic preheating
- Cables with reduced size and weight
- Extremely compact & lightweight
- Factory set beam homogeneity
- Low power requirement



Canon mil. metallic connector

KEY ADVANTAGES

- High stability output dose
- Lightweight
- Can be delivered with our 900g Hand-X including a Geiger-Müller detector
- Low power consumption
- Unmatched safety
- Very reliable
- Long term stable density
- Ergonomic guard rings
- CANON mil. metallic connectors


MOST COMMON APPLICATIONS

- Oil & Gas
- Shipyard building & Building sites
- Petrochemical & Power plants
- Tanks, reservoirs & pressure vessels
- Inspection companies & training centers
- Conventional films or CR applications

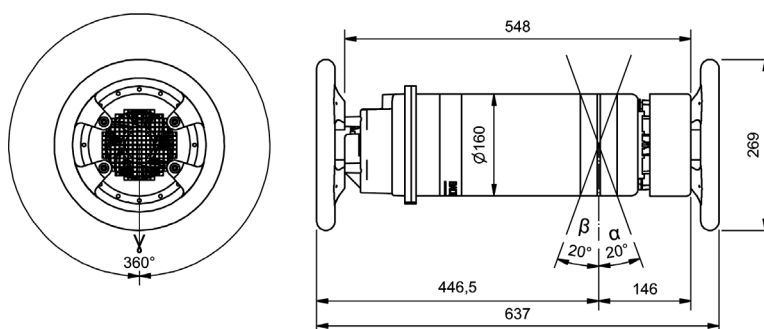
The GFC165 is a panoramic portable unit derived from our well known Crawler series but designed to be operated on field without mechanical carriage.

It will easily surpass the poor contrast of Isotopes and will be a very interesting replacement in lower thickness ranges where Isotopes are generally not allowed.

In combination with a GFD (Directional) or a CERAM, the GFC165 is the ideal machine for field applications where the unit needs to be frequently moved or inserted in tiny spaces. Guard rings can be removed and a cradle can be used to perform difficult inspections.



MECHANICAL DRAWING



This unit has to be combined to one of the two available type of control units (CF2000 or Hand X), with very lightweight new generation of cables..

INTERNATIONAL

- CE certified
- NFC74-100 LCIE Certified

Specifications	Units	GFC165
High voltage range:	kV	50 - 160
Tube current range:	mA	1 - 5
Maximum anode power dissipation:	Watt	800
Beam angle:		360° x 40°
Focal spot size (IEC336):	mm	Ø4 x 0.9
Steel penetration at max (*):	mm	14
Max recommended temp.:	°C	50°
Temperature switch:	°C	70°
Inherent filtration:	mm (Al)	7
Anode cooling type:		Air
Duty cycle:	%	100**
Mains:	V	180 - 260
Weight (without rings):	Kg	12,3
Tubehead:		Glass
Control unit:		CF2000 or Hand-X

* FFD= 700mm/Film Carestream Industrex AA400/D=2.0/t=10min.

**At a temperature of 30°C reduced mA.




CF2000

- kV min step: **1**
- mA min step: **0,1**
- Time min step: **1 sec up to 99min 59sec**
- Memories: **100 last exposure/memories**
- Display: **4 lines, green back lighting**
- Mains: **170-260 V**
- Weight: **12,5kg**

STANDARD EQUIPMENT

- Internal pressure gauge
- Heavy duty lock type connector
- 20m connecting cable for control unit
- 10m power cable
- Heavy duty hand rings
- Bag for accessories



Hand-X (Wireless remote control)

- kV min step: **1**
- mA min step: **0,1**
- Time min step: **1 sec up to 99min 59sec**
- Memories: **100 last exposure/memories**
- Display: **4 lines, green back lighting**
- Battery: **8h charge capacity**
- Weight: **900g**

OPTIONAL EQUIPMENT

- AVARA/P
- Warning flashing light & repeater
- Transport case
- Cradle
- Hydraulic stand
- 100-260 V adapter
- Ring lead screen allowing directional shot
- Telescopic centering rods

Produced by:

Bauteau NDT

Rue Voie de Liège, 12
B-4681 Hermalle Sous Argenteau
Belgium

Distributed by:



7952 Nieman Road, Lenexa, KS 66214-1560 USA
Phone: 913-685-0675, Fax: 913-685-1125
www.ndtsupply.com, sales@ndtsupply.com