


BALTOSPOT CERAM235



High voltage range:	70 to 235kV
Tube current range:	0,1 to 5 mA
Beam angle:	40°
Inherent Filtration (mm):	1 Be
Anode cooling type:	Air
Duty cycle:	100%
Insulation:	SF6 gas
Mains:	180 - 260V
Temp. switch:	70°C
Weight (without rings):	27 kg
Tubehead:	Ceramic
Control Unit:	CF2000 or Hand-X

MAIN FEATURES

- Pulsed wave technology
- Ceramic tube insert
- Air cooled
- Unique energy recovery module
- Rugged and light control unit
- Safety first, x-ray start with 2 buttons
- Full automatic preheating
- Works on power generator
- Very stable output
- Low consumption



Ceramic tubehead

KEY ADVANTAGES

- Very reliable
- Ergonomic guard rings
- temperature pressure switch
- Full automatic preheating process
- Low power requirement
- Cables with reduced size and weight
- Can be delivered with our 900g Hand-X including a Geiger-Müller detector
- CANON mil. metallic connectors
- Steadiness & Sturdiness


MOST COMMON APPLICATIONS

- Oil & Gas
- Shipyard building & Building sites
- Petrochemical & Power plants
- Foundries
- Railway parts
- Boiler or pressure vessels manufacturers

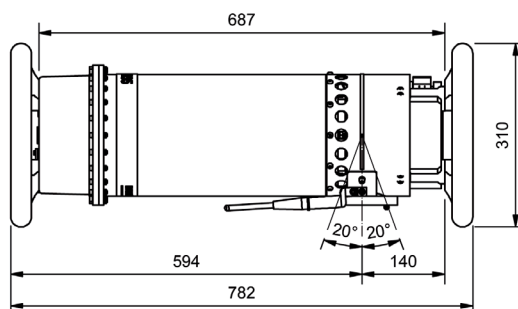
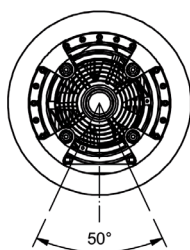
When you need a unit that can perform standard thicknesses inspections as well as occasionally heavy walled ones, the CERAM 235 is the perfect compromise.

Offering a maximum of 235 kV and 5 mA, the CERAM 235 combines all technological advantages of its big brother in the CERAM series and gives the flexibility of a unit smaller in size.

No compromises have been made to component selection or cooling, the unit is able to run on a 100% duty cycle thanks to its purposely designed tubehead and driving electronics.



MECHANICAL DRAWING



This unit has to be combined to one of the two available type of control units (CF2000 or Hand X), with very lightweight new generation of cables..

INTERNATIONAL

- CE certified
- NFC74-100 LCIE Certified

Specifications	Units	CERAM235
High voltage range:	kV	70 - 235
Tube current range:	mA	0,1 - 5
Maximum anode power dissipation:	Watt	1175
Beam angle:		40°
Focal spot size (IEC336):	mm	2 x 2
Steel penetration at max (*):	mm	43
Max recommended temp.:	°C	50°
Temperature switch:	°C	70°
Inherent filtration:	mm (Be)	1
Anode cooling type:		Air
Duty cycle:	%	100
Mains:	V	180 - 260
Weight (without rings):	Kg	27
Tubehead:		Ceramic
Control unit:		CF2000 or Hand-X

* FFD= 700mm/Film Carestream Industrex AA400/D=2.0/t=10min.




CF2000

- kV min step: **1**
- mA min step: **0,1**
- Time min step: **1 sec up to 99min 59sec**
- Memories: **100 last exposure/memories**
- Display: **4 lines, green back lighting**
- Mains: **170-260 V**
- Weight: **12,5kg**

STANDARD EQUIPMENT

- Internal pressure gauge
- Heavy duty lock type connector
- 20m connecting cable for control unit
- 10m power cable
- Cradle with heavy duty hand rings
- Holder for centering device filter & diaphragm
- Bag for accessories



Hand-X (Wireless remote control)

- kV min step: **1**
- mA min step: **0,1**
- Time min step: **1 sec up to 99min 59sec**
- Memories: **100 last exposure/memories**
- Display: **4 lines, green back lighting**
- Battery: **8h charge capacity**
- Weight: **900g**

OPTIONAL EQUIPMENT

- Lead shutter
- AVARA/P
- Warning flashing light & repeater
- Transport case
- Cradle & 4 legs adjustable stand
- Hydraulic stand
- 100-260 V adapter

Produced by:

Bauteu NDT

Rue Voie de Liège, 12
B-4681 Hermalle Sous Argenteau
Belgium

Distributed by:



7952 Nieman Road, Lenexa, KS 66214-1560 USA
Phone: 913-685-0675, Fax: 913-685-0675
www.ndtsupply.com, sales@ndtsupply.com