




DUPLEX IQI

Duplex Wire Type IQI

Total Image Unsharpness Gage
according to ISO 19232-5, ASTM E2002



Evaluation of basic spatial resolution
and unsharpness of digital X-ray images

Image Quality Indicator for evaluation of Basic Spatial Resolution

The Duplex IQI is useful for many X-ray applications, especially in digital X-ray. Designed for evaluating total image unsharpness of X-ray films now it is mainly used for basic spatial resolution evaluation of digital images according to EN 13068 (Radioscopy), ISO 16371 or ASTM E2445 (CR – Computed Radiography with Imaging Plates), ASTM E2446 and ASTM E2597 (characterization of CR systems and DDAs) and ASTM E2737 (Long term stability of DDAs). But also for digital radiology of welds (ISO 17636-2) and castings (EN 12681-2).

Image valuation with Duplex Wire Type IQI

In radiography the wire pair with largest diameter d has to be identified, which cannot be separated visually. The radiographic film may be magnified up to 4X. In digital radiology the separation between wires (Dip) is evaluated. The wire pair with largest d , showing Dip less than 20 percent of the wire pair contrast, identifies total image unsharpness ($U = 2d$) and basic spatial resolution ($SR_b = d$) of digital image. The Duplex IQI is also available in a flexible version. This version offers the same technical properties as the standard model but is bendable, making it particularly suitable for use on curved test surfaces with flexible detectors. (DDA)

Specification:

Duplex IQI consists of following wire pairs:

D13 - D1 to D13 , D15 - D1 to D15 , D17 HR4 - D4 to D17


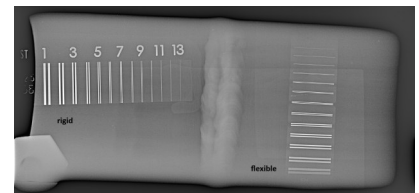
Material for wires D1 to D3 is tungsten (W), for wires D4 to D17 is platinum (Pt)

Distance between wires of each wire pair equals exactly diameter of wires

Wires are casted in a transparent, resistant and dimensional stable plastic

DD	d (μm)	UT (μm)	SRb (μm)	LP (1/mm)
D 1	800	1600	800	0.63
D 2	630	1260	630	0.79
D 3	500	1000	500	1.00
D 4	400	800	400	1.25
D 5	320	640	320	1.56
D 6	250	500	250	2.00
D 7	200	400	200	2.50
D 8	160	320	160	3.13
D 9	130	260	130	3.85
D 10	100	200	100	5.00
D 11	80	160	80	6.25
D 12	63	126	63	7.94
D 13	50	100	50	10.00
D 14	40	80	40	12.50
D 15	32	63	32	15.90
D 16	25	50	25	20.00

- DD** Duplex Wire Pair Number
- d** Wire Diameter and Spacing
- UT** Corresponding Unsharpness
- SRb** Corresponding Basic Spatial Resolution
- LP** Corresponding Line Pair Value (LP per mm)



Duplex Wire Type IQI - D13

Article No.: 11 00155

Duplex Wire Type IQI - D15 HiRes

Article No.: 11 00160

Duplex Wire Type IQI - D17 HR4 UHiRes

Article No.: 11 00165

Duplex Wire Type IQI - flexible D13

Article No.: 11 00158

Wire Identifier Brackets

for easy wire pair identification and 5° alignment

for Duplex IQI - D13

Article No.: 11 00156

for Duplex IQI - D15

Article No.: 11 00161

for Duplex IQI - D17

Article No.: 11 00166

Holder for Duplex IQI, magnetic

Article No.: 11 00159

Scope of Supply:

Duplex Wire Type IQI in wooden etui

Test Report according to ASTM E 2002, ISO 19232-5

Declaration of Conformity according to ISO/IEC 17050-1



NDT Supply.com, Inc.
7952 Nieman Road
Lenexa, KS 66214-1560 USA
Phone: (913)-685-0675
Email: sales@ndtsupply.com