



7952 Nieman Road, Lenexa, KS 66214-1560 USA
Phone: 913-685-0675, Fax: 913-685-1125
www.ndtsupply.com, sales@ndtsupply.com

KOWOSCAN X50

KOWOSCAN X50

X-ray HiRes Film Digitizer

according to DIN EN ISO 14096



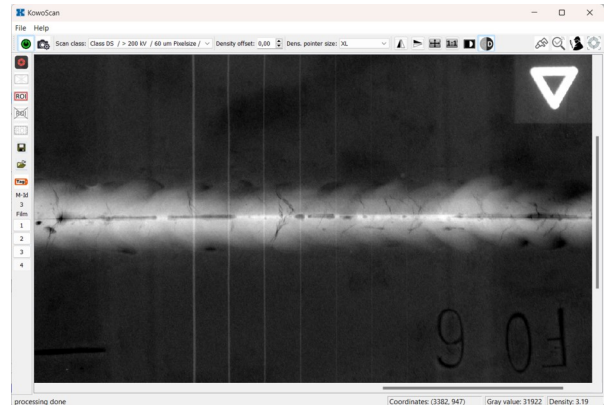
Digitization of X-ray films within seconds
meeting digitization quality class DS (ISO 14096)

KOWOSCAN X50 NDT Film Digitizer

The KOWOSCAN X50 is a very effective and fast tool for digitizing X-ray films in digitization quality class DS using completely new technique. An Ultra HighRes 2D digital camera takes images of X-ray films which are placed on a highly uniform illuminated screen within seconds. Several smaller films can be placed on the large scanning area for simultaneous scanning. The easy to use KowoScan software recognizes the film size and separates multiple films to single images automatically to store in DICONDE or TIF format.

Features and advantages:

- ◇ very high throughput for fast digitization of high amount of films
- ◇ several smaller films within one scan, automatic film size recognition
- ◇ very low maintenance efforts, no movable parts
- ◇ Region Of Interest (ROI) function for perfect film region
- ◇ measurement of optical density with the "mouse pointer"
- ◇ magnification and window leveling with the mouse
- ◇ magnification, mirroring, rotating, display 1:1 and full screen function
- ◇ automatic calibration in density and geometry (with test chart)
- ◇ DICONDE tag editor with automatic functions
- ◇ easy linking to any evaluation software



Specification:



Scanning size:	300 x 450 mm - max. length: 480 mm (with max. width of 10cm)
Digitization quality class:	DS *) according to EN ISO 14096 and ASTM E1936
Scanner pixel sizes:	class DS: 30 µm, 60µm, 100µm; class DB: 50µm, 70µm, 85µm
Scanning resolution (vSR _b):	40 µm (with Duplex wire type IQI using 30µm pixel size)
Scanning time (film 30x40 cm ²):	class DS 30µm: 45s; 60µm: 24s; fast scan (no class): 8 s
Density range (DWR):	D 0.2 ... D 5.0 with linearity of D 0.02 (all classes)
Contrast sensitivity (ΔD):	D 0.2 ... D 4.5 with ΔD _{CS} < 0.02 (class DS)
Data format:	DICONDE or TIFF (16 Bit density or gray value images)
Scanner resolution (30µm):	14870 x 9920 pixel (full area); 22 Bit image sampling (eff.)
Scanner resolution (60µm):	7435 x 4960 pixel (full area); 22 Bit image sampling (eff.)
Communication port:	USB 3.0
Power Supply:	100 ... 240 V, 50 ... 60 Hz / 24 V DC, 120 W
Dimensions:	57 x 44 x 79 cm (W x D x H)
Weight unit:	29.8 kg plus 1.0 kg (external power supply)



*) class DS cannot be reached for films exposed lower 100 kV due to 30µm min. pixel size

Scope of supply:

KOWOSCAN X50 Film Digitizer, complete with:	Art. No.: 13 42100
KowoScan Software	Art. No.: 13 42107
KOWOSCAN Resolution Test Chart	Art. No.: 13 42110
KOWOSCAN Density Step Tablet, 10 D values	Art. No.: 13 42115
Mask for films - 14x17 inch (1-fold)	Art. No.: 13 42161
Test certificate, Certificate of Conformity	



Accessories:

Reference Radiograph, ASTM E1936 (EPRI)	Art. No.: 11 00340
Mask for Reference Radiograph, ASTM E1936	Art. No.: 13 42125

Mask for films	Art. No.:	Mask for films	Art. No.:	Mask for films	Art. No.:
10x12 cm (8-fold)	13 42131	6x16 cm (6-fold)	13 42142	8x36 cm (3-fold)	13 42152
10x16 cm (4-fold)	13 42132	6x24 cm (6-fold)	13 42143	13x18 cm (4-fold)	13 42154
10x24 cm (4-fold)	13 42133	6x32 cm (4-fold)	13 42144	15x40 cm (1-fold)	13 42155
10x40 cm (2-fold)	13 42134	6x40 cm (4-fold)	13 42145	18x24 cm (2-fold)	13 42156
10x48 cm (1-fold)	13 42135	6x48 cm (1-fold)	13 42146	24x30 cm (1-fold)	13 42157
10x20 cm (4-fold)	13 42136	6x30 cm (4-fold)	13 42147	30x40 cm (1-fold)	13 42158
10x30 cm (2-fold)	13 42137	6x36 cm (4-fold)	13 42148	14x17 in (1-fold)	13 42161
6x12 cm (8-fold)	13 42141	8x18 cm (4-fold)	13 42151	7x17 in (1-fold)	13 42162

