

OKO_{ndt} GROUP
NON DESTRUCTIVE TESTING



USR-01 KIT TESTING OF RAIL WELDED JOINTS



NDT Supply.com, Inc.

7952 Nieman Road
Lenexa, KS 66214-1560 USA

Phone: 913-685-0675, Fax: 913-685-1125
e-mail: sales@ndtsupply.com, www.ndtsupply.com



Complies with:
EN14730-1:2006+A1:2010



OKO_{ndt} GROUP

Inspection of welded rail joints



USR-01 Set is intended for ultrasonic inspection of aluminothermic welded rail joints in accordance with EN14730-1 requirements. The USR-01 Set can be used for inspection of joints welded by the electrocontact method, for secondary rail track inspection based on the results of mechanized and quick systems of ultrasonic testing, as well as for pre-weld inspection of end sections of new and used rails before welding them at rail welding enterprises or in tracks.



2

Sonocon B offers all the functions necessary to inspect welded rail joints and an easy-to-operate interface.


The flaw detector complies with all quality requirements and provides a wide range of standard and additional inspection functions. Grip-oriented and light, the device is easy to operate in the field.






USR-01 Scanner

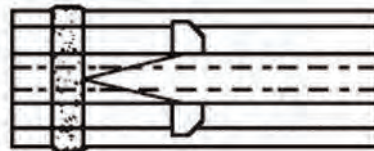
USR-01 scanning device is utilized for positioning and movement of probes for inspection of rail aluminothermic welded joints.



Scanning schemes



Rail head inspection for planar defects. Tandem technique with 10° probes.



Rail head, web and foot inspection for planar defects. Tandem technique with 45° probes



OKOndt GROUP

Inspection of welded rail joints




Manual probes and scanning schemes

Probes inspect welded joints of rails from various rail surfaces applying the pulse-echo technique.




4


Scanning schemes




Inspection of the rail web from the running surface of the rail head with 45° probes.



Inspection of the rail web from the lateral surface of the rail web with 0° and 70° probes (a complementary scheme)



Inspection of the rail head from the running surface (70° probe).



Inspection of the rail head from the lateral face of the rail head with 0° and 70° probes.




USR-01 Delivery Specification

1.



Sonocon B

2.



**USR-01
Scanner**

3.



Angle Beam Single
Crystal Probe:
P121-2-70-R-01
(70 degree, 2MHz) - 2pcs

4.



Angle Beam Single Crystal
Probe: P121-2-45-R-01
(45 degree, 2MHz) - 2pcs

5.



Additional manual probe
Angle Beam Single Crystal
Probe: TAB2-45-14x14 (45
degree, 2MHz)



USR-01 Delivery Specification

- | | | | |
|-----|---|---|---|
| 6. |  |  | <p>Additional manual probe Angle Beam Single Crystal Probe: TAB2-45-14x14 (45 degree, 2MHz)</p> |
| 7. |  |  | <p>Additional manual probe Angle Beam Single Crystal Probe: TAB2-70-14x14 (70 degree, 2MHz)</p> |
| 8. |  |  | <p>Additional manual probe Angle Beam Single Crystal Probe: TAB2-70-14x14 (70 degree, 2MHz)</p> |
| 9. |  | | <p>Calibration block K1 (optional)</p> |
| 10. |  | | <p>Calibration block K2 (optional)</p> |



USR-01 Delivery Specification

11.



Connection cable probe /
Electronic unit (2Lemo00x2BNC)

12.



Connection cable probe /
Electronic unit (BNCx2BNC)

13.



Connection cable probe /
Electronic unit (BNCxLemo00)

14.



Mascot Type 2542 Charger

15.



Bag